




MONTHLY UPDATE – JUNE 2024

# AGRICULTURE



## TABLE OF CONTENT

Port analysis	3
Key highlights	7
Market overview	8



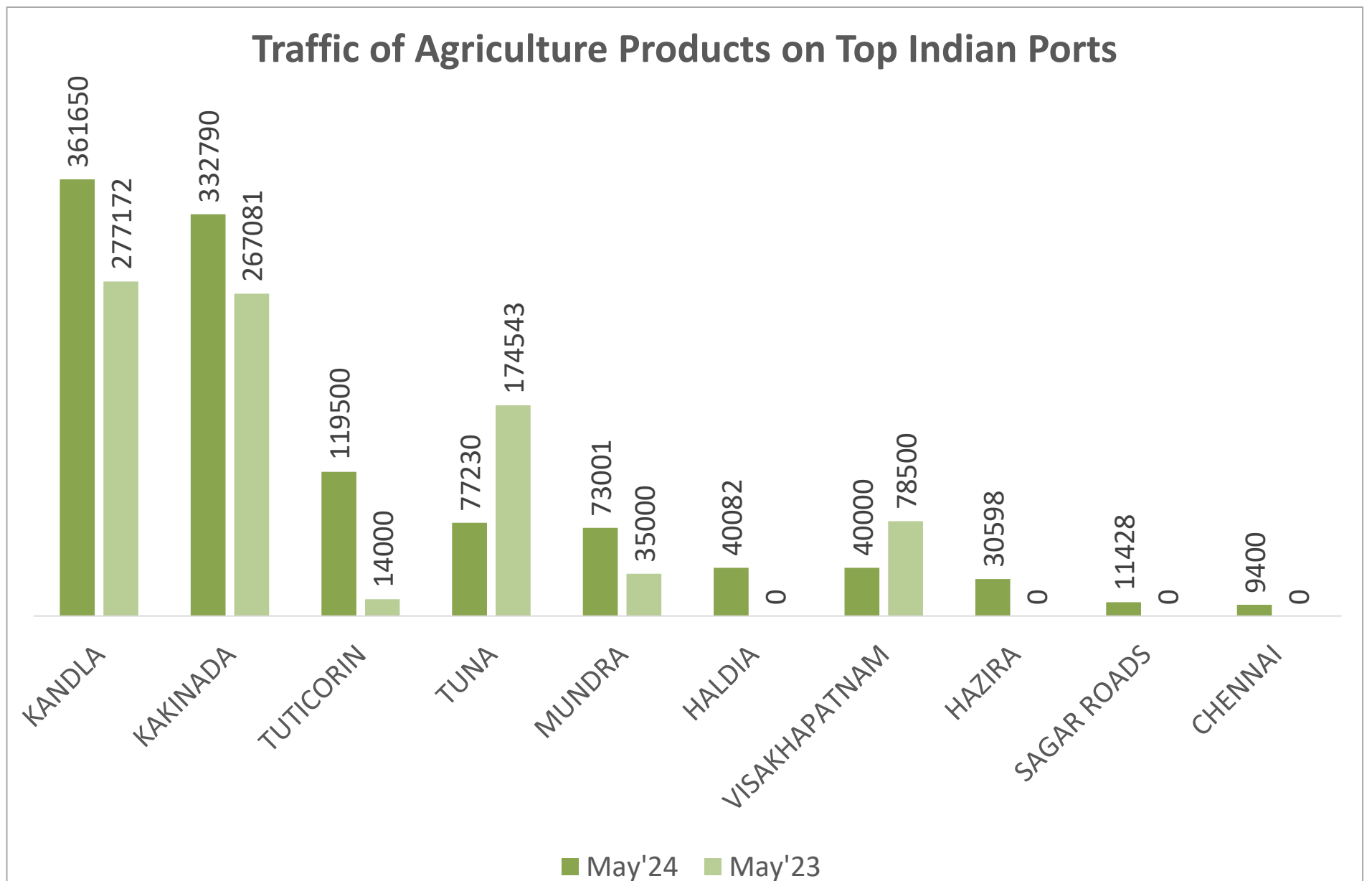
STATISTICS & GRAPHS

# PORT ANALYSIS

## AGRICULTURE PRODUCTS TRAFFIC AT INDIAN PORTS (Qty in Metric Tonnes)

PORTS	MAY'24	MAY'23	Y-O-Y Variance
KANDLA	361650	277172	84478
KAKINADA	332790	267081	65709
TUTICORIN	119500	14000	105500
TUNA	77230	174543	-97313
MUNDRA	73001	35000	38001
HALDIA	40082	0	40082
VISAKHAPATNAM	40000	78500	-38500
HAZIRA	30598	0	30598
SAGAR ROADS	11428	0	11428
CHENNAI	9400	0	9400
<b>Grand Total</b>	<b>1104704</b>	<b>940152</b>	<b>164552</b>

## AGRICULTURE PRODUCTS TRAFFIC AT INDIAN PORTS (Qty in MT)



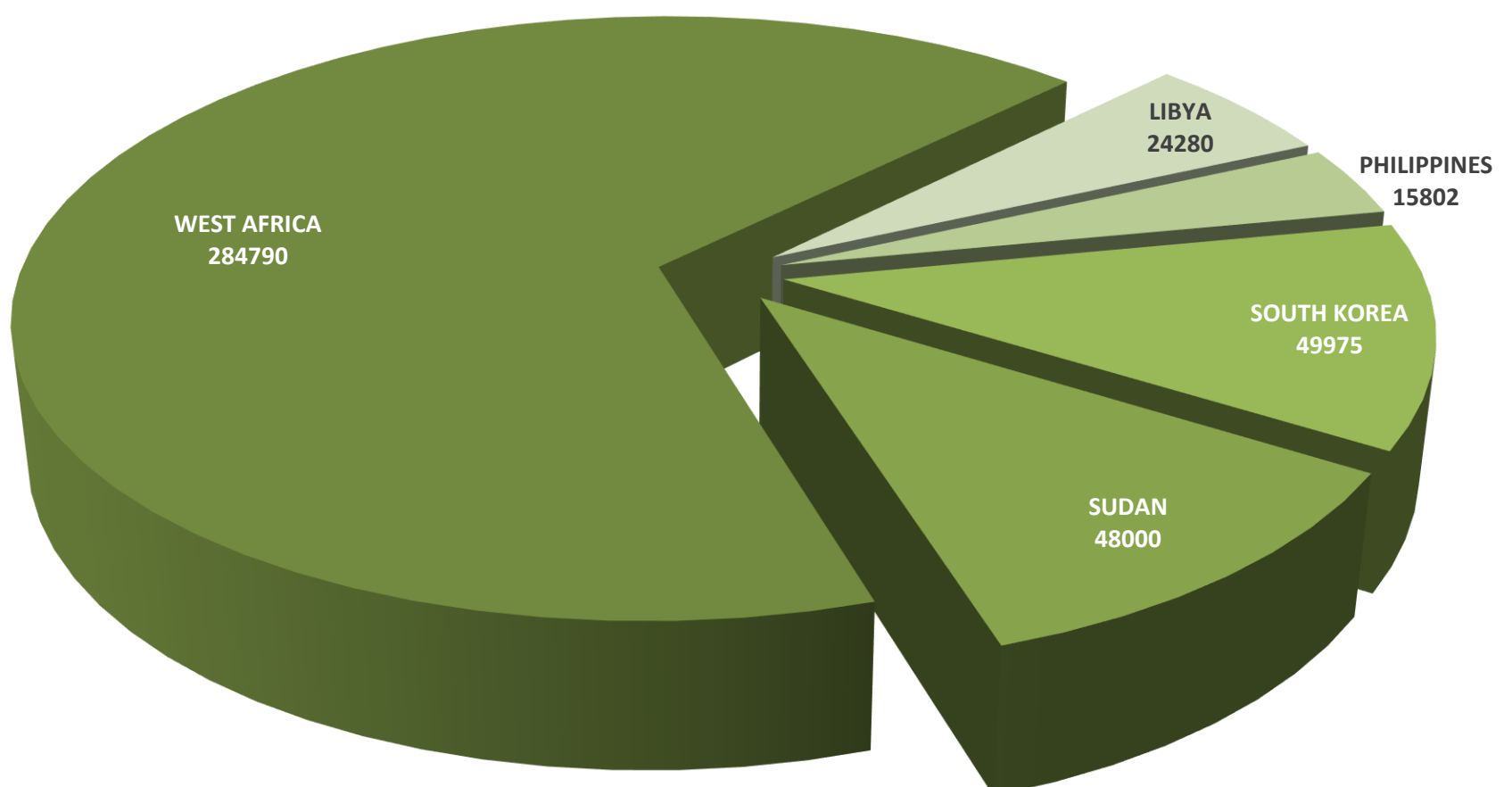
## Agriculture Product Traffic on Indian Ports May'24 (Qty in MT)

PORT_NAME	CARGO_NAME	MAY'24
CHENNAI	PULSES	9400
DIAMOND HARBOUR	YELLOW PEAS	9025
HALDIA	RICE IN BAG	15802
	SUGAR BAG	24280
HAZIRA	YELLOW PEAS	30598
KAKINADA	RICE IN BAG	284790
	SUGAR BAG	48000
KANDLA	LENTILS	28482
	RAPE SEED MEAL	91975
	RICE BULK	7400
	RICE IN BAG	88000
	SOYA BEAN MEAL	51500
	SUGAR	3000
	SUGAR BAG	40500
	YELLOW PEAS	50793
MUNDRA	BARLEY	22000
	YELLOW PEAS	51001
SAGAR ROADS	YELLOW PEAS	11428
TUNA	SUGAR	77230
TUTICORIN	COPRA EXPELLER CAKE	65700
	MAIZE	53800
VISAKHAPATNAM	RICE IN BAG	40000
<b>Grand Total</b>		<b>1104704</b>

## Exporters of Agriculture Products (May'24) (Qty in MT)

COMPANY	CARGO	QTY
ADANI EXPORT LTD.	RICE IN BAG	18790
BALAJI RICE INDUS.	RICE IN BAG	12000
BEBO INTERNATIONAL.	RICE IN BAG	10300
CLRK INDUSTRIES	RICE IN BAG	10000
ITC LTD.	RICE IN BAG	20000
KANDLA AGRO & CHEMICALS PVT. LTD.	RAPE SEED MEAL	13300
KRIBHCO BHARATI CO OP LTD.	RICE IN BAG	25000
LOUIS DREYFUS CO. INDIA PVT. LTD.	RICE IN BAG	45000
OLAM AGRO INDIA PVT. LTD.	RICE IN BAG	25000
PARRY SUGARS REFINERY (I) PVT. LTD.	SUGAR BAG	48000
PATTABHI AGRO FOODS	RICE IN BAG	21000
RPK AGROTECH	RAPE SEED MEAL	5075
SARALA FOODS PVT. LTD.	RICE IN BAG	33000
SATYAM BALAJEE RICE INDUS. PVT. LTD.	RICE IN BAG	44000
SHREE KRISHNA ENTERPRISES	RAPE SEED MEAL	8000
SHREE RENUKA SUGAR LTD.	SUGAR BAG	24280
SHREEJI OVERSEAS INDIA PVT. LTD.	RAPE SEED MEAL	7500
SRI LALITHA ENTERPRISES INDUS. PVT. LTD.	RICE IN BAG	20700
VALSARA IMPEX	RAPE SEED MEAL	6500
VEDHIKA TRADING CO.	RAPE SEED MEAL	9600
BLANKS	RAPE SEED MEAL	42000
	RICE BULK	7400
	RICE IN BAG	143802
	SOYA BEAN MEAL	51500
	SUGAR	3000
	SUGAR BAG	40500
<b>Grand Total</b>		<b>485140</b>

### Country-wise Exports of Agriculture Products from India (Qty in MT) (May'24)





## KEY HIGHLIGHTS

- **India likely to import over 1 MT of chana from Australia**
- **SEA lowers its rapeseed-mustard crop projections to 115.8 lakh tonnes**
- **India's wheat stocks with FCI continue to be at 16-year low, down by 5% from a year ago**
- **India's rice procurement tops 50 mt, nearly 10 mt higher than annual requirement of FCI.**

## India likely to import over 1 MT of chana from Australia

- India is set to import about 1.1 million tonnes of desi chana (Bengal gram) from Australia to address domestic supply shortages caused by lower production. This move is in addition to the import of 1.6 million tonnes of yellow peas, which serve as a substitute for chana, following the abolition of import duties on yellow peas announced in December of the previous year.
- The Indian government has taken steps such as abolishing import duties on both yellow peas and Bengal gram to encourage increased production in other pulses-growing countries and to curb the spike in chana prices. These measures have been implemented to counteract the sharp fall in chana production, which constitutes 50% of the country's total pulses production.
- Chana prices have surged to around Rs 7,100 per quintal in key producing states like Rajasthan and Madhya Pradesh, significantly above the Minimum Support Price (MSP) of Rs 5,440 per quintal. The agriculture ministry estimates the production of gram in the 2023-24 crop year to be 11.57 million tonnes, a decrease from 12.26 million tonnes in the previous year. However, trade sources estimate the output to be even lower than official projections.
- The buffer stock of chana has dipped significantly, falling below the norm of 1 million tonnes. Due to high market prices, only around 40,000 tonnes of chana have been purchased by the National Agricultural Cooperative Marketing Federation of India (Nafed) in the current marketing season (April-June), against a target of 1 million tonnes under the Price Support Scheme (PSS). This is a stark contrast to the 2.3 million and 2.6 million tonnes purchased in the 2023-24 and 2022-23 seasons, respectively.

**Source: Financial Express**

## SEA lowers its rapeseed-mustard crop projections to 115.8 lakh tonnes

- The production estimate for rapeseed-mustard for the 2023-24 season has been revised downwards to 115.8 lakh tonnes from an earlier estimate of 120.9 lakh tonnes. This revision is due to adverse weather conditions affecting states like Haryana, Madhya Pradesh, Rajasthan, and Uttar Pradesh.
- States such as Haryana, Madhya Pradesh, Rajasthan, and Uttar Pradesh faced adverse impacts from El Nino weather conditions, including severe heatwaves and reduced soil moisture during the maturity stage. This has led to a reduction in yield, contributing to the lower production estimate.
- Despite the challenges in yield, the acreage for rapeseed-mustard has increased from 95.8 lakh hectares in the previous season to 100.6 lakh hectares in 2023-24. This represents a growth of 5%, indicating sustained interest and efforts in cultivation despite the weather challenges.
- The expected yield per hectare for rapeseed-mustard in the current season is projected to be 1151 kg, which is slightly lower compared to 1168 kg per hectare in the previous season. This indicates the overall impact of weather conditions and other factors on the productivity of the crop.

**Source: The Hindu Business Line**



## India's wheat stocks with FCI continue to be at 16-year low, down by 5% from a year ago

- The official reserves of wheat have decreased by 4.7% to 29.91 million tonnes (mt) as of June 1 from 31.39 mt in the previous year. This decrease raises concerns as it approaches the lowest recorded level of 24.12 mt in 2008. Despite this, the current wheat stock is more than the required quantity, which may help manage foodgrain situations if weather conditions remain favorable in 2024.
- In contrast to wheat, rice stockpiles have increased significantly by 21.8% to 50.46 mt compared to 41.42 mt in the previous year. This increase includes 17.94 mt of rice in the form of paddy yet to be processed, indicating robust procurement efforts despite production setbacks in some states.
- The total stock of foodgrains, including rice, wheat, paddy (in terms of rice), and coarse cereals, stood at 80.76 mt as of June 1, marking a 10.3% increase from 73.25 mt a year ago. This suggests overall adequate availability of foodgrains to meet the obligations under the National Food Security Act (NFSA) and other welfare schemes.
- The government's use of the Open Market Sale Scheme (OMSS) to manage prices has been notable. In 2023-24, a record 10 mt of wheat was sold under OMSS to control price rises effectively. Conversely, there was minimal offtake under OMSS for rice, despite availability, indicating differing market dynamics and government strategies for these staple grains.

**Source: The Hindu Business Line**

## India's rice procurement tops 50 mt, nearly 10 mt higher than annual requirement of FCI.

- Rice procurement by FCI for the 2023-24 season until May 31 has reached 50.09 million tonnes (mt), which is 5.7% lower compared to the previous year's 53.11 mt. This decrease is attributed to lower procurement in most states, with a notable deficit in the kharif season procurement target.
- In states like Assam, there has been a significant drop in official rice purchases, leading to a deficit of nearly 6 mt in the kharif season procurement target. However, the procurement outlook for the pan-India rabi season appears positive, which may help offset some of the shortfall.
- Despite the procurement challenges, the government aims to maintain a robust buffer stock of rice, estimated to be around 43-44 mt by utilizing surplus quantities purchased over the requirement. This buffer is crucial for running welfare programs, including obligations under the National Food Security Act (NFSA).
- Telangana emerged as the largest rice producer in 2023-24, with an estimated production of 16.63 mt. However, actual procurement figures from the state indicate a shortfall compared to the set targets, highlighting variations in procurement performance across different states like West Bengal, Andhra Pradesh, Kerala, Odisha, and Tamil Nadu.

**Source: The Hindu Business Line**



## OTHER REPORTS FOR JUNE 2024

### **J. M. BAXI Monthly Agri Products Update**

J. M. BAXI Monthly Automotive Logistics Update

J. M. BAXI Monthly Cement Update

J. M. BAXI Monthly Coal Update

J. M. BAXI Monthly Container Update

J. M. BAXI Monthly Cruise Shipping Update

J. M. BAXI Monthly Veg Oil Update

J. M. BAXI Monthly Fertilizer Update

J. M. BAXI Monthly Mineral and Metal Update

J. M. BAXI Monthly Oil and Petroleum Update

J. M. BAXI Monthly Port Update

J. M. BAXI Monthly Project Cargo Update

J. M. BAXI Monthly Seafarers Insights Update

J. M. BAXI Monthly Steel Update

Research Cell:

**J. M. BAXI**

Godrej Coliseum, Office No. 801, 8th floor, "C" wing,  
Off. Somaiya Road, Sion. Mumbai - 400022 INDIA.

T: 022 61077100 Ext 161/145  
M: 091-7506004224 / 7045659111

E: [shwetalk@jmbaxi.com](mailto:shwetalk@jmbaxi.com) | W: [www.jmbaxico.com](http://www.jmbaxico.com)